

IBB Series | Insulated Bus Bar

The Richards Insulated Bus Bar (IBB Series) is an innovative solution for underground distribution system bus construction. It is the first and only heavy-duty bus system that achieves true submersibility for underground applications. In addition to outstanding submersibility, the design also greatly reduces the risk of incidental contact with energized components. The components are modular and expandable which allows for a variety of design configurations. The IBB can be used to retrofit existing bus, or for new construction. Support assemblies are available for mounting to any vault surface - wall, floor, ceiling, etc.

We understand each utility has unique practices and considerations. Our development team closely consults with customers to layout an IBB configuration that meets their particular requirements.


Features & Benefits

- Submersible/Insulated secondary bus solution
- Completely submersible design (rated for 25' of salt water submersion for 7 days)
- Reduces risk of incidental contact with energized bus components
- Voltage Rating: If used with IBBL Lug with integral cable limiter - 125/216V; If used with IBBL Lug without integral cable limiter - 347/600V
- Current Rating*: 4500A (continuous) and 5100A (emergency overload)
- Expandable for future load growth
- Modular components and highly configurable assembly
- Pre-installed studs and epoxy plugs with captive hardware reduce number of loose components
- Lugs can be connected/disconnected without disrupting other lug positions

Previous Exposed Bus Configuration



Upgraded to IBB System

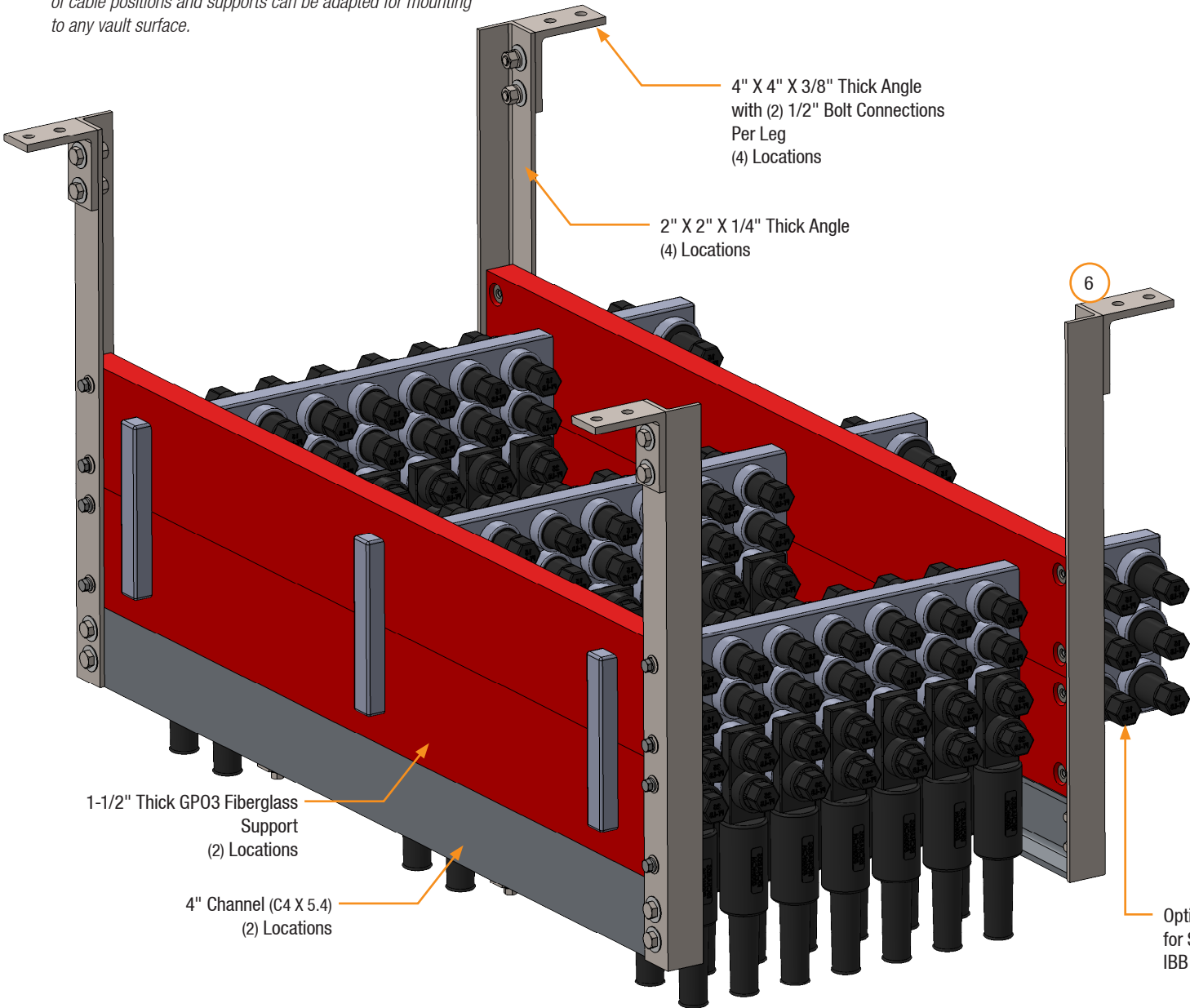


* Maximum current through any cross-section of IBB Bus Bar and/or Splice Plate

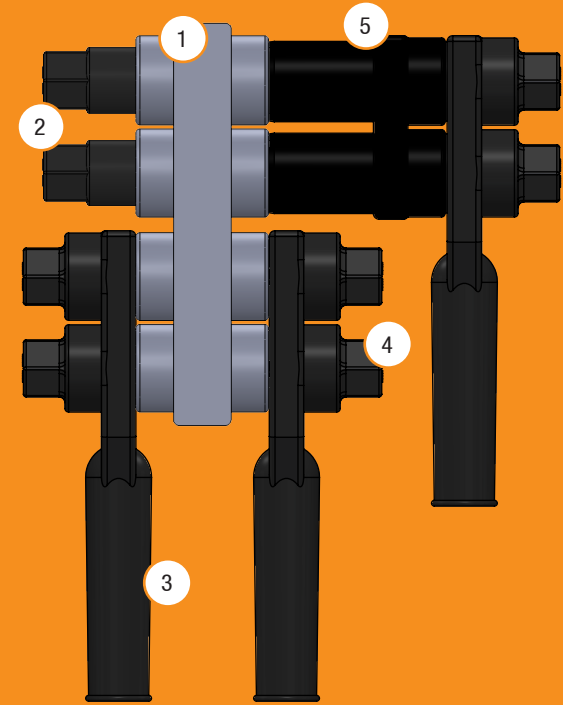
IBB Series I Insulated Bus Bar

Typical Installation

Shown below is a ceiling-mounted three-phase installation with 28-position IBB. The IBB system can be configured to accommodate any number of cable positions and supports can be adapted for mounting to any vault surface.



Side view of connections to IBB Bus Bar



1. IBB Bus Bar
2. Sealing Plugs for unoccupied lug position
3. IBBL Lug* (available with and without integral cable limiter)
4. Clamping Plugs with integral hardware installed on IBBL Lug
5. Offset Adapter (required when cables land from same direction)
6. Support frame with stainless steel components for optimal corrosion protection

* IBBL Lug with integral cable limiter has max. voltage rating of 125/216V. IBBL Lug without integral cable limiter has max. voltage rating of 347/600V.

Optional expansion positions (shown unused) for Splice Plate connection to additional IBB sections