








METER SWIVELS

All of the METER SWIVELS offered by Richards Manufacturing are available in BLACK, GALVANIZED, or ZINC ELECTROPLATED finishes. If you wish to order a finish other than black please add “-G” to the part number for GALVANIZED, or “-Z” to the part number for ZINC PLATED.


Richards swivels are also available with PRESSURE TAPS. Please specify the size and location of the tap, and the type of plug when ordering.

SWIVEL STYLE	PILOT SIZE	THREAD SIZE	OFFSET	RICHARDS PART NUMBER
<u>STRAIGHT SWIVELS</u> 	5LT	1/2"	--	SS-5LT-1 1/2
	10LT	3/4"	--	SS-10LT-3/4
	1A	3/4"	--	SS-1A-3/4
	1A	1"	--	SS-1A-01
	20LT	3/4"	--	SS-20LT-3/4
	20LT	1"	--	SS-20LT-01
	30LT	1"	--	SS-30LT-01
	30LT	1 1/4"	--	SS-30LT-1 1/4
	45LT	1 1/4"	--	SS-45LT-1 1/4
	45LT	1 1/2"	--	SS-45LT-1 1/2
	60LT	1 1/2"	--	SS-60LT-1 1/2
	100LT	2"	--	SS-100LT-2
	SP 3 & 4	1 1/2"	--	SS-3&4-1 1/2




SWIVEL STYLE	PILOT SIZE	THREAD SIZE	OFFSET	RICHARDS PART NUMBER
<u>STRAIGHT SWIVELS</u> <u>FEMALE PIPE THREAD</u> 	1A	3/4"	--	FS-1A-3/4
	20LT	3/4"	--	FS-20LT-3/4
<u>INSULATED</u> <u>STRAIGHT SWIVELS</u> <u>FEMALE PIPE THREAD</u> 	1A	3/4"	--	FS-1A-3/4-I
	20LT	3/4"	--	FS-20LT-3/4-I
<u>INSULATED</u> <u>STRAIGHT SWIVELS</u> 	10LT	3/4"	--	SS-10LT-3/4-I
	1A	3/4"	--	SS-1A-3/4-I
	1A	1"	--	SS-1A-01-I
	20LT	3/4"	--	SS-20LT-3/4-I
	20LT	1"	--	SS-20LT-01-I
	30LT	1"	--	SS-30LT-01-I
	30LT	1 1/4"	--	SS-30LT-1 1/4-I
	45LT	1 1/4"	--	SS-45LT-1 1/4-I
	45LT	1 1/2"	--	SS-45LT-1 1/2-I
	100LT	2"	--	SS-100LT-2-I
<u>OFFSET SWIVELS</u> 	5LT	1/2"	1 1/4"	OS-1 2/-1 1/4-5LT
	10LT	1/2"	3"	OS-1/2-3-10LT
	10LT	1/2"	1 3/4"	OS-1/2-1 3/4-10LT
	10LT	3/4"	3/8"	OS-3/4-3/8-10LT
	10LT	3/4"	1"	OS-3/4-1-10LT
	10LT	3/4"	1 1/4"	OS-3/4-1 1/4-10LT
	10LT	3/4"	1 3/4"	OS-3/4-1 3/4-10LT
	10LT	3/4"	3 15/16"	OS-3/4-4-10LT
	1A	1/2"	2 3/4"	OS-1/2-3-1A
	1A	3/4"	1"	OS-3/4-1-1A
	1A	3/4"	3"	OS-3/4-3-1A
	1A	1"	1"	OS-1-1-1A
	20LT	1/2	2 7/8"	OS-1/2-3-20LT



SWIVEL STYLE	PILOT SIZE	THREAD SIZE	OFFSET	RICHARDS PART NUMBER
<u>OFFSET SWIVELS</u> (CONTINUED) 	20LT	3/4"	1 5/8"	OS-3/4-1 5/8-20LT
	20LT	1"	1"	OS-1-1-20LT
	30LT	3/4"	3"	OS-3/4-3-30LT
	30LT	1"	1"	OS-1-1-30LT
	30LT	1"	1 1/4"	OS-1-1 1/4-30LT
	30LT	1"	4 3/8"	OS-1-4 3/8-30LT
	30LT	1 1/4"	1"	OS-1 1/4-1-30LT
	45LT	1 1/4"	1 5/8"	OS-1 1/4-1 5/8-45LT
	45LT	1 1/2"	1"	OS-1 1/2-1-45LT
	60LT	1 1/2"	1"	OS-1 1/2-1-60LT
	60LT	1 1/2"	4 1/2"	OS-1 1/2-4 1/2-60LT
	100LT	2"	1"	OS-2-1-100LT

<u>INSULATED OFFSET SWIVELS</u>	20LT	1"	1"	OS-1-1-20LT
---------------------------------	------	----	----	-------------

<u>SWIVEL ELBOWS</u> 	20LT	3/4"	--	OS-90-3/4-20LT
	20LT	1"	--	OS-90-1-20LT

<u>INSULATED SWIVEL ELBOWS</u>	20LT	1"	--	OS-90-1-20LT-I
--------------------------------	------	----	----	----------------